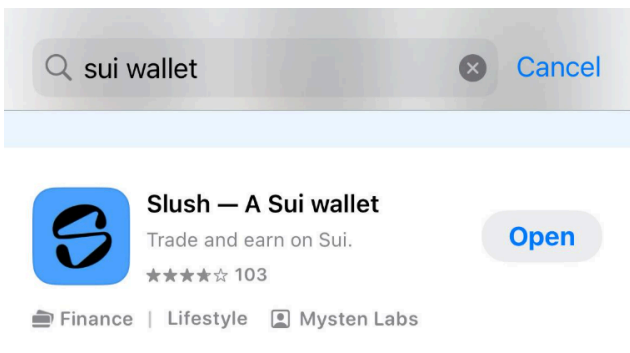


F2C Member Registration Instructions


First, download Sui wallet

Apple OS can be found in the Apple Store: Slush—A Sui wallet , As shown below:



There are five options for downloading Sui wallet (the red box on the left picture),

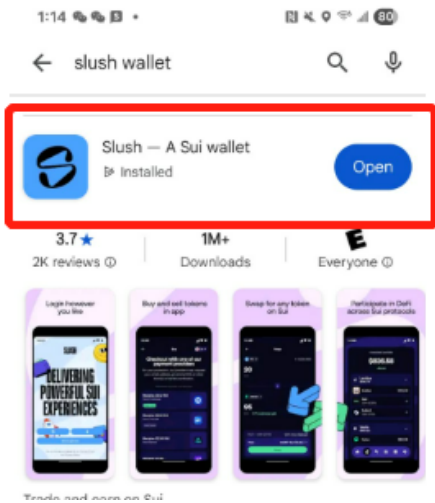
Each person can choose one according to their own situation,

Most people choose  , Just register with your own Gmail

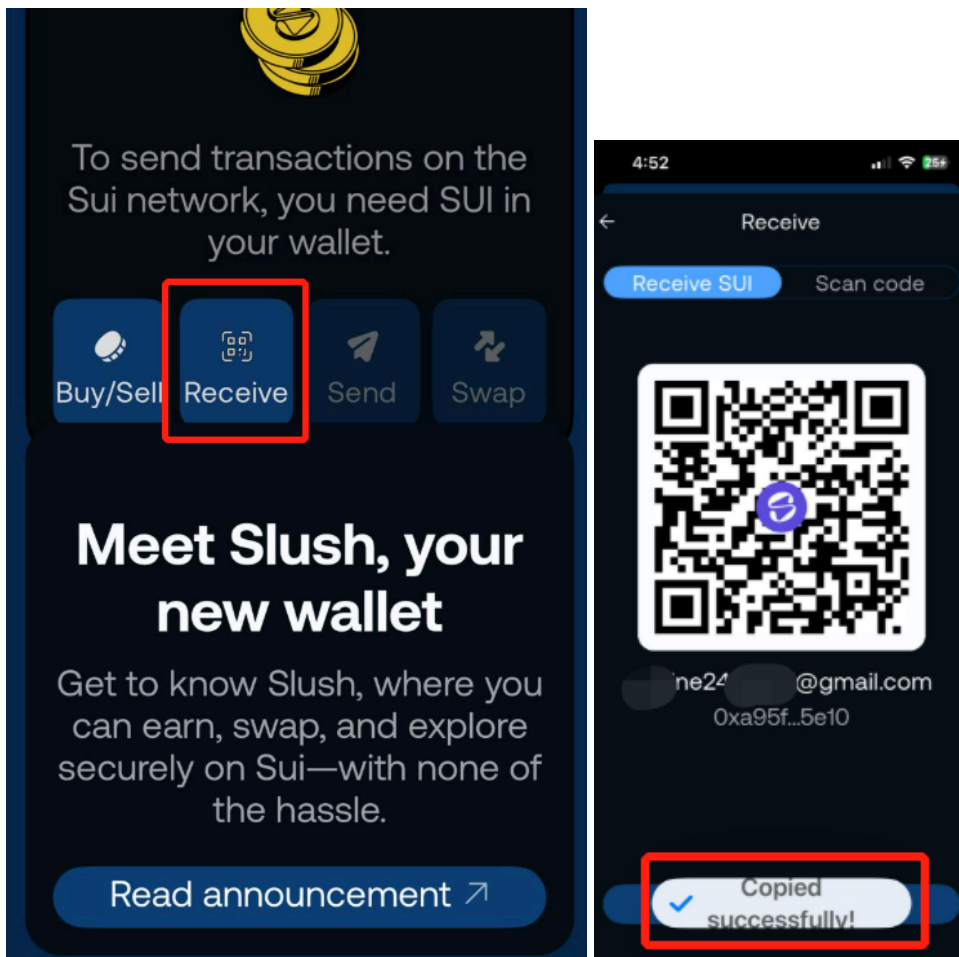


A few simple steps are omitted here. If you don't understand, please ask your friends who know.

If it is an Android phone, as shown below:
search: Sui wallet Mobile, then download,



A few simple steps are omitted here. If you don't understand, Please ask your friends who know.



Click on the red box above and you will see the wallet address on the right., Click on the "Copy Address" in the red box, This wallet address will be used in the last step

Secondly, To registering an F2C account, use the referral link of your referral:
<https://www.f2customer.com/#/pages/login/reg?invite=Referral code of the referrer>

Email Registration

Please enter your email

Please enter verification code **Get Code**

Please enter password

Please re-enter password

Please enter invitation code

Register as:

Member Merchant

Member: Regular user account with access to buy F2C coins, participate in profit sharing, and invite others to join the platform.

I agree to the **User Agreement**

Register

You can only register with your own email. Click "Get Code" above, then open your email. You can see the four-digit verification code. Fill in the four-digit code to verify. After completing the following steps, click "Register" at the end. You will be redirected to the following page:

<https://www.f2customer.com/>



Finally: Enter your email address and password to log in to your F2C account. Bind your wallet address. This step is the most important. Paste the wallet address copied above into the **red box** below. Then click **Save** below. The registration is officially completed.

